

Radial Lead Resettable Polymer PTCs

SC250-1500SZ0D

Features

- ◆ RoHS Compliant and Halogen-Free
- ◆ Radial leaded Devices
- ◆ Cured, flame retardant epoxy polymer insulating material meets UL94V-0 requirements
- ◆ Operation Current: 1.50A, Maximum Voltage: 220Vdc, Operating Temperature: -40°C to +85°C

Applications

- ◆ IT equipment
- ◆ Access network equipment
- ◆ Central office equipment
- ◆ ISDN and xDSL equipments
- ◆ Phone set and fax machine
- ◆ LAN/WAN and VOIP cards



Electrical Parameters

Part Number	I _{hold} (A)	I _{trip} (A)	V _{max} (Vdc)	I _{max} (A)	P _{dtyp} (W)	Maximum Time To Trip		Resistance	
						Current (A)	Time (S)	R _{min} (Ω)	R _{1max} (Ω)
SC250-1500SZ0D	1.50	3.0	220	10	5.5	7.5	20.0	0.13	0.375

I_{hold}= Hold current: maximum current at which the device will not trip at 25°C still air.

I_{trip}= Trip current: minimum current at which the device will always at 25°C still air.

V_{max}= Maximum voltage device can withstand without damage at rated current.

I_{max}= Maximum fault current device can withstand without damage at rated voltage.

T_{trip}=Maximum time to trip(s) at assigned current.

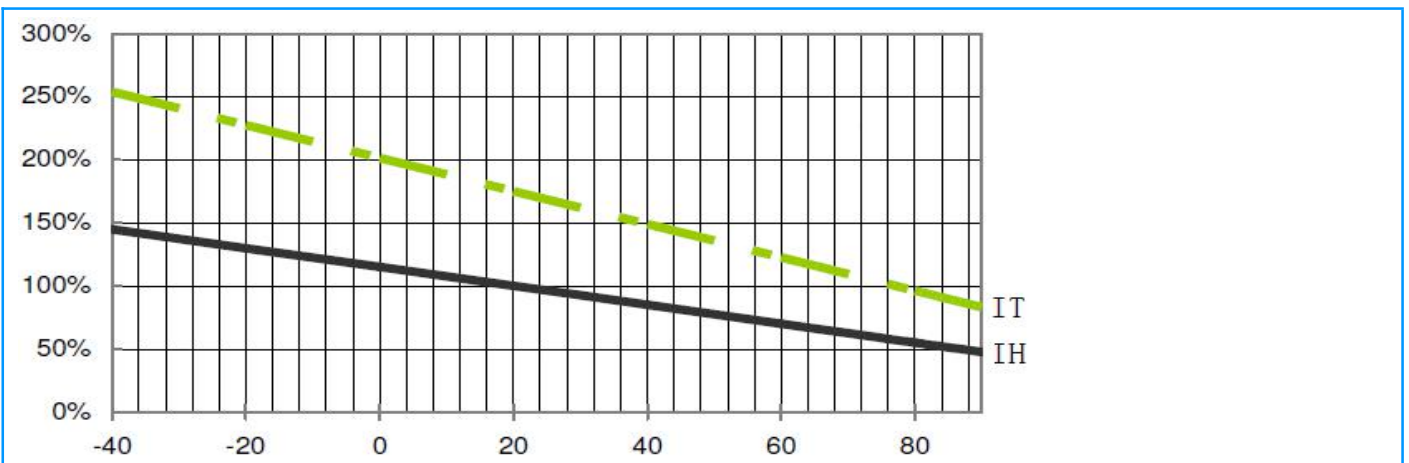
P_{dtyp}= Typical power dissipation: typical amount of power dissipated by the device when in state air environment.

R_{min}= Minimum device resistance at 25°C prior to tripping.

R_{1max}= Maximum resistance of device at 25°C measured one hour after tripping.

Caution: Operation beyond the specified rating may result in damage and possible arcing and flame.

Temperature Derating Curve



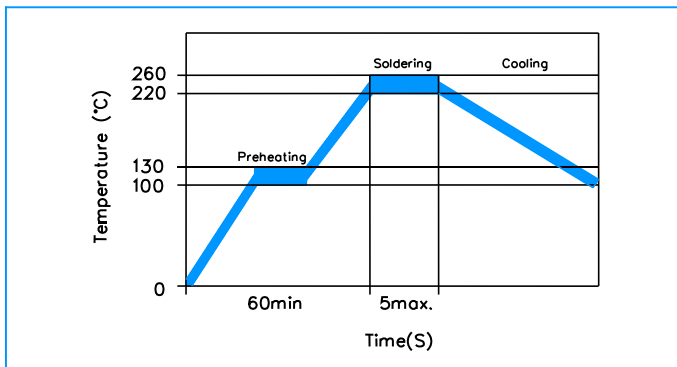
Radial Lead Resettable Polymer PTCs

SC250-1500SZ0D

Test Procedures and Requirement

Test	Test Conditions	Accept/Reject Criteria
Resistance	In still air @ $25 \pm 2^\circ\text{C}$	$R_{\min} \leq R \leq R_{1\max}$
Hold Current	60 min, at I_{hold} , In still air @ $25 \pm 2^\circ\text{C}$	No trip
Time to Trip	Specified current, V_{\max} , @ $25 \pm 2^\circ\text{C}$	$T \leq \text{Maximum Time To Trip}$
Trip Cycle Life	V_{\max} , I_{\max} , 100 cycles	No arcing or burning
Trip Endurance	V_{\max} , 24hours	No arcing or burning

Soldering Parameters



Pre-Heating Zone	Refer to the condition recommended by the manufacturer. Max. ramping rate should not exceed 4°C/Sec
Soldering Zone	Max. solder temperature should not exceed 260°C
Cooling Zone	Cooling by natural convection in air

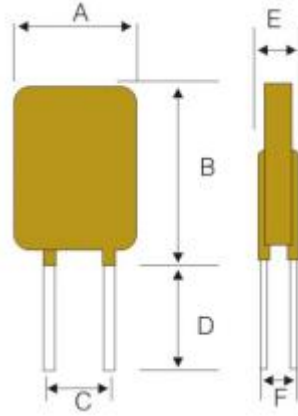
Physical Specifications

Lead Material	Tin-plated Copper clad steel
Soldering Characteristics	Solder ability per MIL-STD-202, Method 208E
Insulating Material	Cured, flame retardant epoxy polymer meets UL 94V-0 requirements.
Device Labeling	Marked with 'SC', voltage, current rating

Radial Lead Resettable Polymer PTCs

SC250-1500SZ0D

Dimensions



Part Number	Dimensions (mm)						Lead Material
	A (Max)	B (Max)	C (Typ)	D (Min)	E (Max)	F (Typ)	Tinned Metal (mm)
SC250-1500SZ0D	14.3	26.5	5.1	7.6	4.4	1.5	Φ0.80

Packaging Quantity

Part Number	Quantity (pcs/reel)
SC250-1500SZ0D	500